

CONFERENZA NAZIONALE PER LO SVILUPPO SOSTENIBILE
Roma, 21 giugno 2022, Tenuta Presidenziale di Castelporziano



PROGRAMMA D'AZIONE ITALIANO PER LA COERENZA DELLE POLITICHE PER LO SVILUPPO SOSTENIBILE

Anna Piccinni, OCSE, Public Governance Directorate



CReIAMO PA

Per un cambiamento sostenibile



CONFERENZA NAZIONALE PER LO SVILUPPO SOSTENIBILE
Roma, 21 giugno 2022, Tenuta Presidenziale di Castelporziano



Policy Coherence for Sustainable Development (PCSD): mainstreaming the SDGs in Italian decision making process



Anna Piccini – Policy Analyst, Public Governance Directorate
Lancio del PROGRAMMA D’AZIONE ITALIANO PER LA COERENZA DELLE
POLITICHE PER LO SVILUPPO SOSTENIBILE
21 giugno 2022



strategianazionaleper
lo sviluppo sostenibile





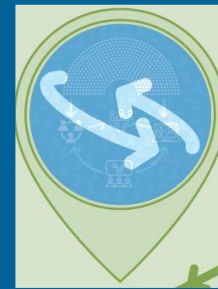
Policy Coherence for Sustainable Development: “Mainstreaming the SDGs into Italian decision- making process” (MiTE, OECD, DG REFORM)

Governance Scan

1




2



3

Piano di Azione PCSD



Link al progetto:

<https://www.oecd.org/gov/pcsd/public-governance-sdgs/policy-coherence-for-sustainable-development-mainstreaming-the-sdgs-in-italian-decision-making.htm>

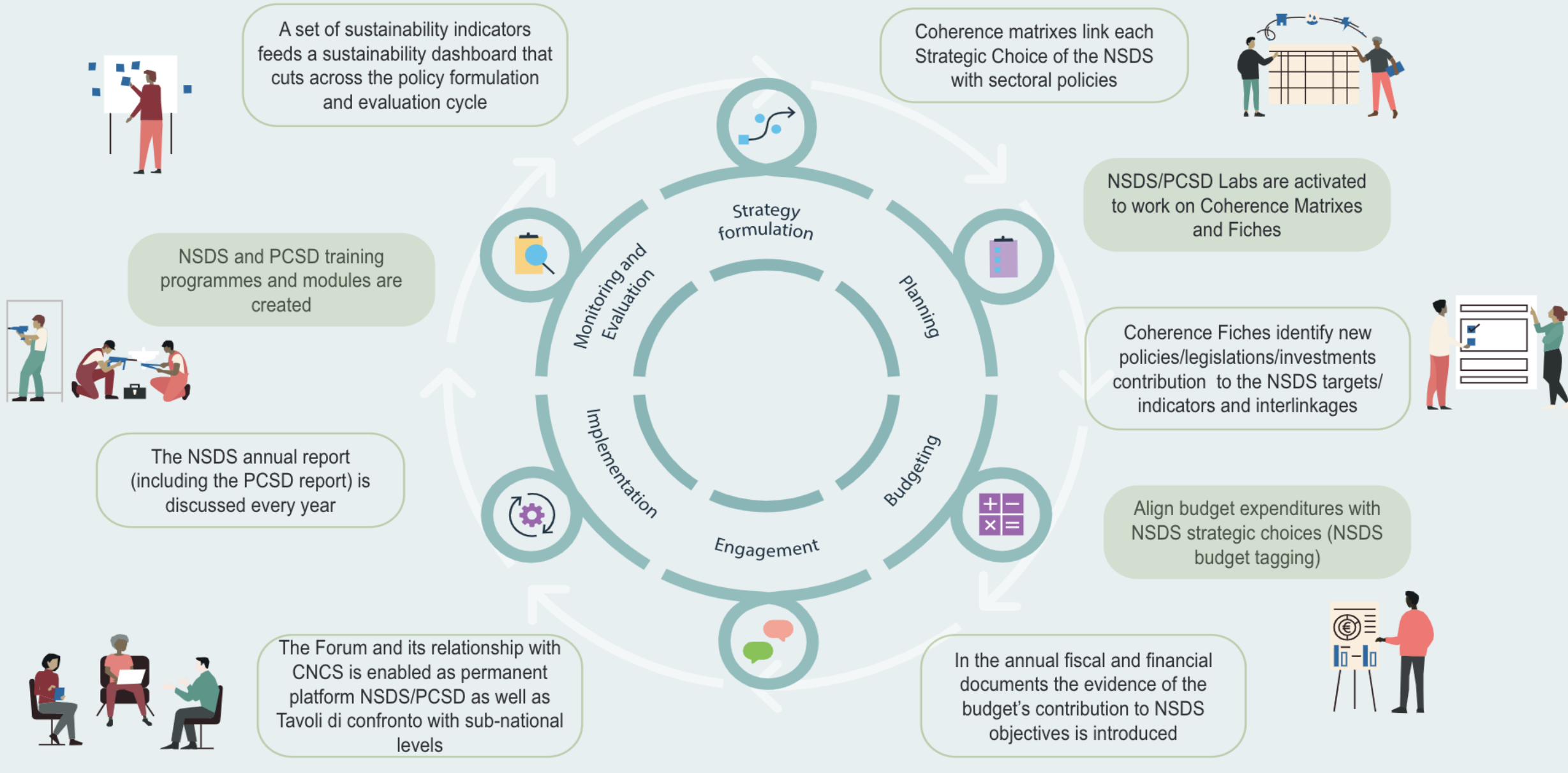
Brochure: <https://www.oecd.org/gov/pcsd/public-governance-sdgs/brochure-pcsd-mainstreaming-sdgs-in-italian-decision-making.pdf>

**Seminari per
rafforzare la
consapevolezza
sulla coerenza
delle politiche**



Strategia Nazionale
per lo Sviluppo
Sostenibile
2017=> 2022
Ombrello sotto cui
integrare le politiche
settoriali verso gli
obiettivi di
sostenibilità





Il Programma Nazionale per la Coerenza delle Politiche per lo Sviluppo Sostenibile



OECD visual elaboration: Coherence Matrix for area People, Strategic Choice (SC) I: "Fight poverty and social exclusion eliminating territorial gaps"

Elaborazione OCSE

MATRICI DI COERENZA per lo SVILUPPO SOSTENIBILE

Objectives included in other related policies that are measured according to the same NSDS indicators

Multi-dimensional policy drivers that cumulatively contribute to that Strategic choice

NSDS Strategic Objectives to implement the SC	Indicators and targets related to the NSDS Strategic Choice	Measures included in existing and new programmatic documents				
		ERDF + ESF + EARDF (MFF)	PNRR	Active labour policies	National social housing policy	National plan for Italian social services and interventions 2021-2023
Tackle poverty and social and economic inequalities	SDG 1. "No poverty" ISTAT indicator 1.2.2 and SDG Absolute poverty Framework BES/DEF					
Fight material and food deprivation	SDG 10 "Reduce inequalities within and among countries", ISTAT indicator and SDG 10.1.1 "Income inequality" Framework BES					
Reducing housing hardship	SDG 1 "No poverty" ISTAT INDICATOR 1.2.2 "Severe Material Deprivation" Framework Bes					

Cross-check the transboundary impact of these policies

Complementary policy measures that are contributing to the same NSDS Strategic Choice

OECD Visual Elaboration: How to fill in a Policy Coherence Fiche – using the reference Coherence Matrixes



1 IDENTIFY IN THE COHERENCE MATRIX CONTRIBUTION TO NSDS:
Do the indicators of the new measure contribute (positive/negative) to the indicators associated to the NSDS Strategic Choice



IF NOT:
If the policy doesn't contribute to any of the Strategic Choices of the NSDS

Example of POLICY STRATEGY in elaboration:
Accessible and Equitable Labour Markets

Example of POLICY PACKAGE being considered:
Incentives and trainings to adapt workers' skills to the job market needs

2 COMPILE THE FICHE: REVIEW EXISTING SECTORAL ACTIONS IN THAT POLICY AREA

2.1 [Positive interactions and Trade-offs] Does the planned policy/package/measure contribute positively or negatively to the targets of other existing policies? Interactions with other indicators from other Strategic choice, transboundary impact.

2.2 Compliance with the six Do not significant harm environmental objectives.

2.3 Tag the financial measure for its contribution to SDGs/ESW indicators.

2.4 Identify/Map the indicators for the new strategy among the most frequent ones identified in the Matrix and Dashboard.

Option A: Adapt internally the policy in order to balance the trade-off and synergies with existing measures or to contribute more significantly to NSDS

Next step
Approval of the sectoral strategy

Option B: The Labs recommend developing cross-sectoral measures

Next step: start inter-ministerial consultations to better balance the proposed policy and potential formulation of cross-sectoral measures or mitigation strategy

The measure is approved with coherence fiche attached

Objectives:

This qualitative valuation tool shows:

- The contribution of the policy proposal in relation to the indicators of the NSDS Strategic Choices and targets/ indicators therein.
- Identifies potential trade-offs and synergies, transboundary impacts of the proposed policy with other relevant strategies identified in the Coherence Matrix, as well as interactions with other policy sectors.
- The estimated costs associated to the actions are associated to their positive and negative contributions to NSDS (tagging).
- Initiate the process to sketch potential mitigation strategies or cross-sectoral actions to balance interactions with existing strategies.

Produced by:

The NSDS/PCSD Implementation and Assessment Group produces the template. The Ministerial Focal Units for NSDS/PCSD, the territorial Cabine di Regia for SD and the Regional Evaluation Units fill the Fiches when developing new policies and investments. The PCSD/NSDS Labs verify the content.

Point of entry in the policy cycle:

- Consider the merit of using the information your ministry collected in the Coherence Fiches, to contribute to ex-ante assessment processes DNSH, AIR/VIR, EIA/Strategic Environment Assessment (SEA/VAS/IPCC), CIPESS investment assessments and other budgetary assessment such as as gender impact assessments (GIA) and well-being (ESW).
- Going forward can contribute to designing Sustainability Impact assessment SIA framework along the lines of EU better regulation toolbox.
- Take into consideration the comments to the proposals formulated by civil society through participatory mechanisms within and/or outside the PCSD PAN implementation process.
- Facilitate policy effects comparability within and across policy areas by using the same outcome/result indicators as the ones proposed in the Sustainability Dashboard.

SNSVS

OBJECTIVE : Design a policy that fills the gaps and accelerates the achievement to the targets of the NSDS Strategic Choice 2:
Ensure conditions for human capital development (area PEOPLE)

1 Which are the indicators included in the NSDS and other existing sectoral policies? Is the new policy considering the same set of indicators as the ones included in the NSDS?
i.e. employment rate, unemployment, social service expenditure, literacy (alphabetic and numeric), school drop-out, etc.

2 Is the new measure contributing to the the NSDS targets?
78% of the population 20-64 is fully employed (EU social pillar)

3 Are there other policy measures aligned with the targets included in the NSDS?

From the Coherence Matrix =>
Examples of existing policy measures in that policy area:

- A - Create employment and career-building opportunities for persons with disabilities
- B - Strengthen STEM skills
- C - Strengthen the inclusiveness of the social security system



4 Potential trade-offs
Potential transboundary impacts?

5 Potential Synergies?
What Cross-cutting measure could be designed:
Apprenticeships for students who pursue higher education in STEM fields

6 How budget is split according to the different policy interventions ?

7 Which level of government is in charge?



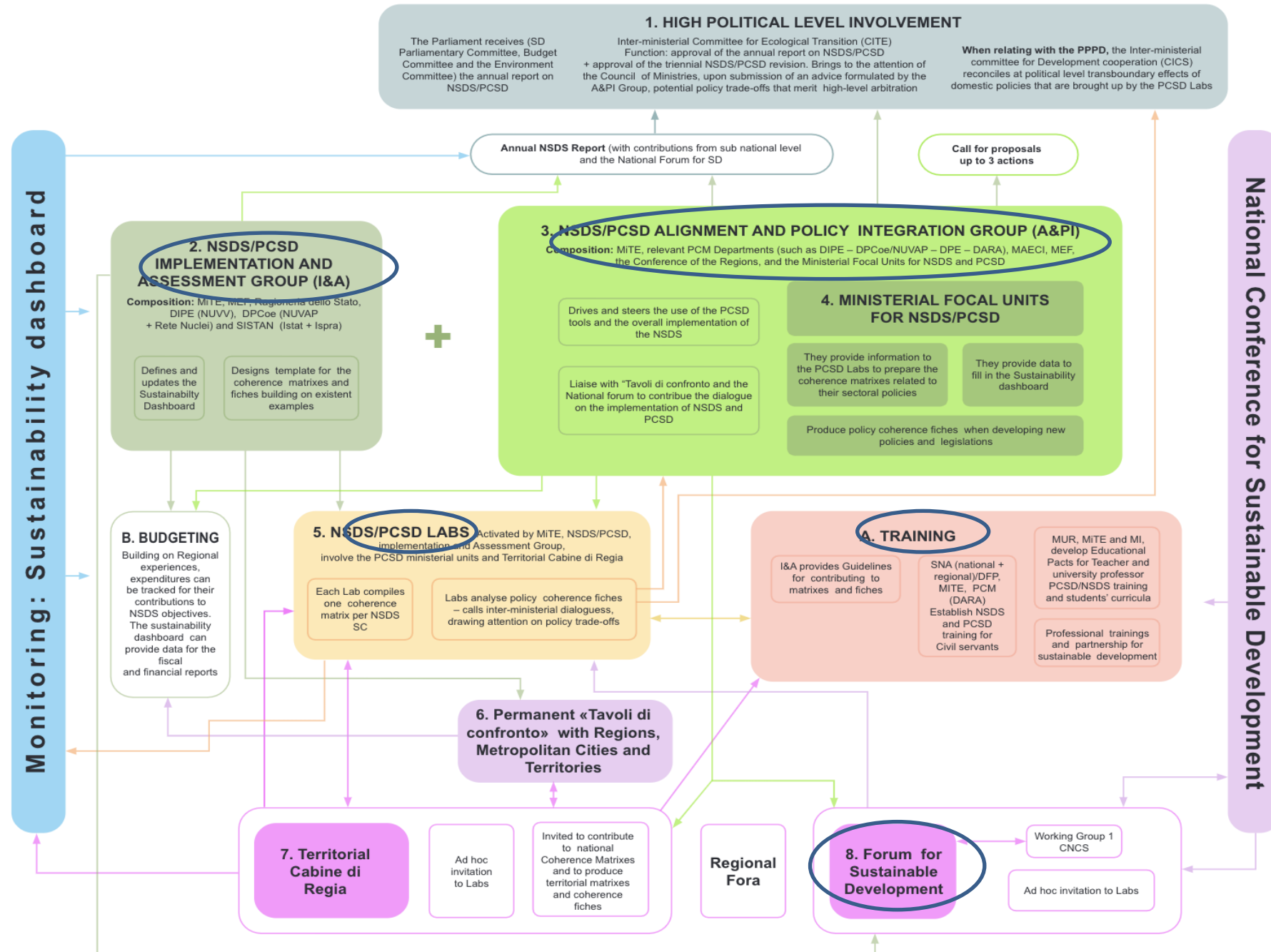
PCSD/ NSDS LABS



PCSD/NSDS Labs

Meccanismi di interazione per la formulazione delle politiche pubbliche

a visual snapshot of the PCSD Action Plan for Italy



Visualizzazione dei meccanismi del Programma Nazionale per la coerenza delle politiche per lo sviluppo sostenibile

The Sustainability Dashboard

The Coherence Matrixes will sift the most frequent indicators from sectoral policies, programmes and actions

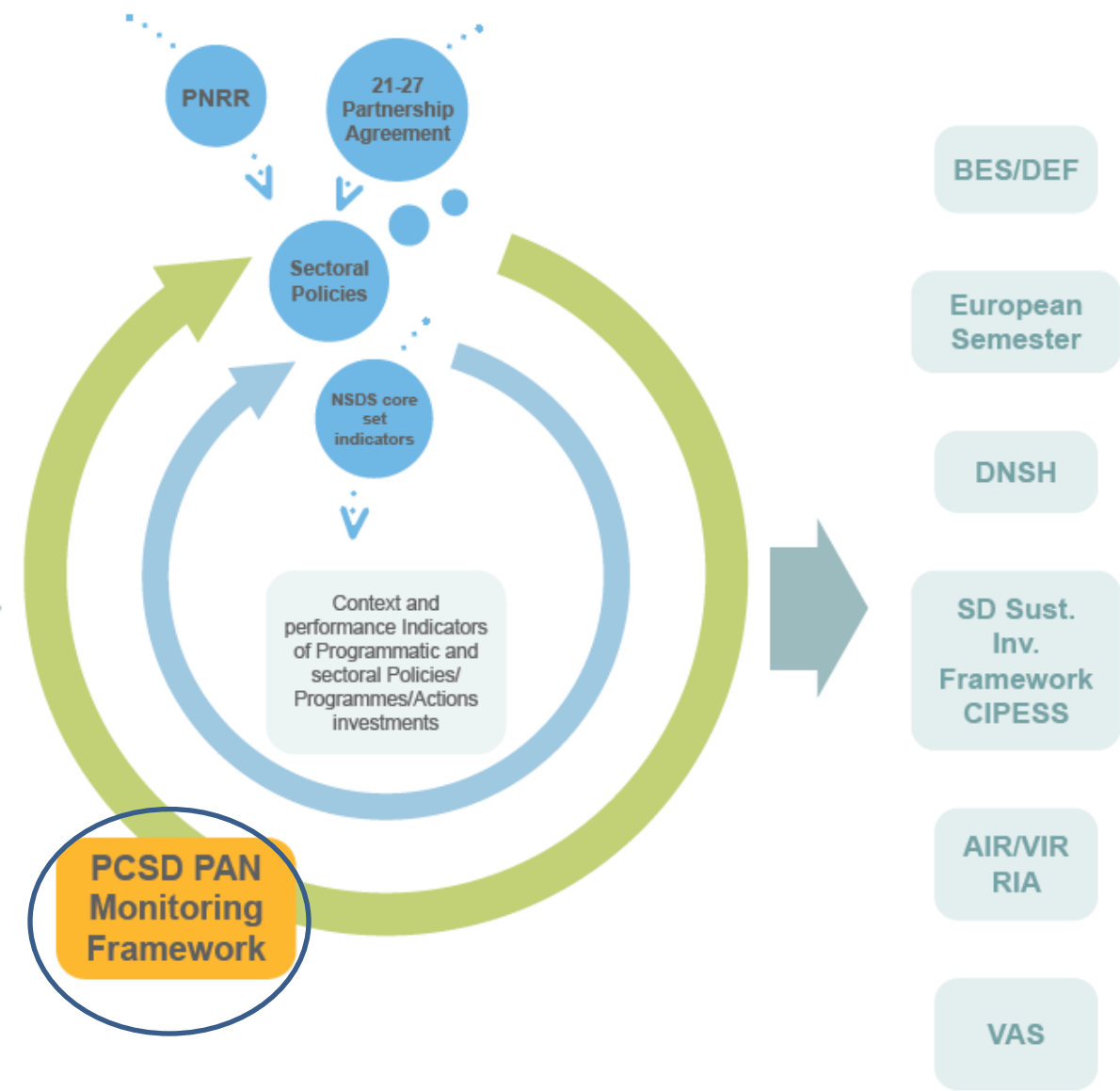
Objectives included in other related policies that are measured according to the same NSDS indicators

NSDS Strategic Objectives to implement the SC	Indicators and targets related to the NSDS Strategic Choice	Measures included in Existing and new programmatic documents				
		ERDF + ESF +EARDF (MFF)	PNRR	Active labour policies	National social housing policy	National plan for Italian social services and interventions 2021-2023
Tackle poverty and social and economic inequalities	SDG 1. "No poverty" ISTAT indicator 1.2.2 and SDG Absolute poverty" Framework BES/DEF					
Fight material and food deprivation	SDG 10 "Reduce inequalities within and among countries", ISTAT indicator and SDG 10.1.1 "Income inequality" Framework BES					
Reducing housing hardship	SDG 1 "No poverty" ISTAT INDICATOR 1.2.2 "Severe Material Deprivation" Framework Bes					

Multi-dimensional policy drivers that cumulatively contribute to that Strategic choice

Cross-check the transboundary impact of these policies

Complementary policy measures that are contributing to the same NSDS Strategic Choice



- BES/DEF
- European Semester
- DNSH
- SD Sust. Inv. Framework CIPESS
- AIR/VIR RIA
- VAS

THANK YOU

LEAD DIRECTORATE: Policy Coherence for the SDGs Division, OECD Public Governance Directorate

Anna Piccinni, Project lead, anna.PICCINNI@oecd.org

Daniela Di Filippo, daniela.difilippo@oecd.org

Ernesto Soria-Morales, ernesto.soria-morales@oecd.org

Giulia Giordani, OECD Policy coherence for sustainable development, Governance Directorate

Other OECD Directorates contributing to the project:

Liva Stokenberga, Ziga Zarnic, Guillaume Cohen, OECD, Well-being Inclusion, Sustainability and Equal Opportunities

Santhosh Persaud, OECD, Development Cooperation Directorate

Dexter Docherty, Duncan Cass-Beggs, OECD Office of the Secretary General, Foresight Unit

Stefano Marta, A territorial approach to SDGs, OECD, Centre for Entrepreneurship, SMEs, Regions and Cities

